

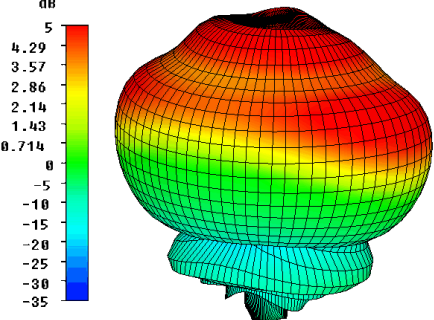
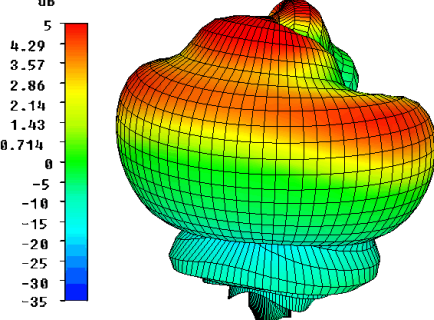
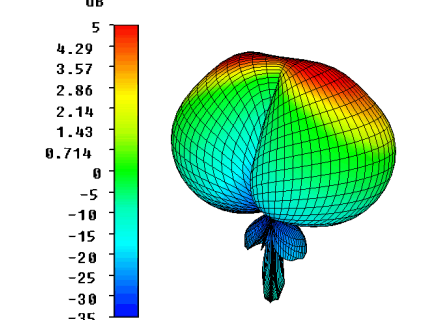
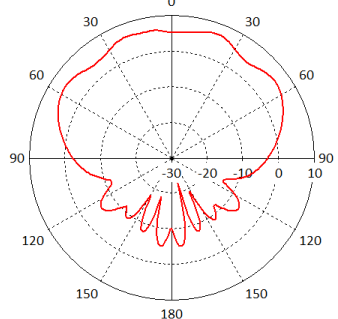
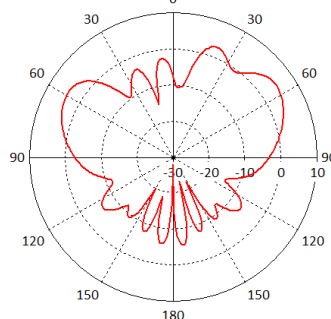
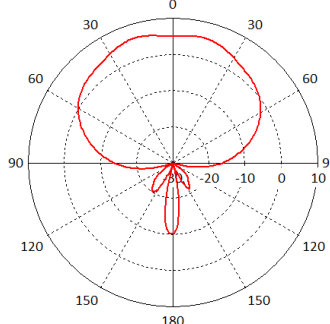
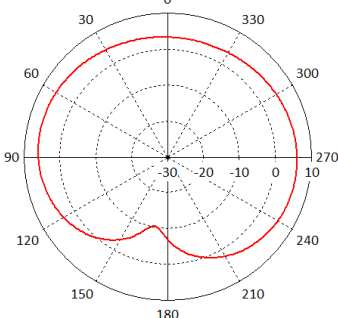
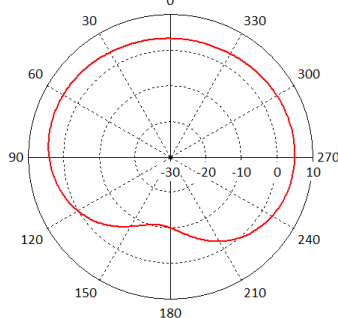
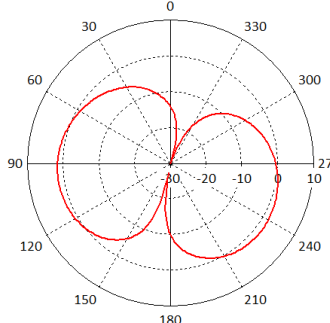
OmPlecs®-TOP 200 AMR MF-04 -5- MIMO LWG

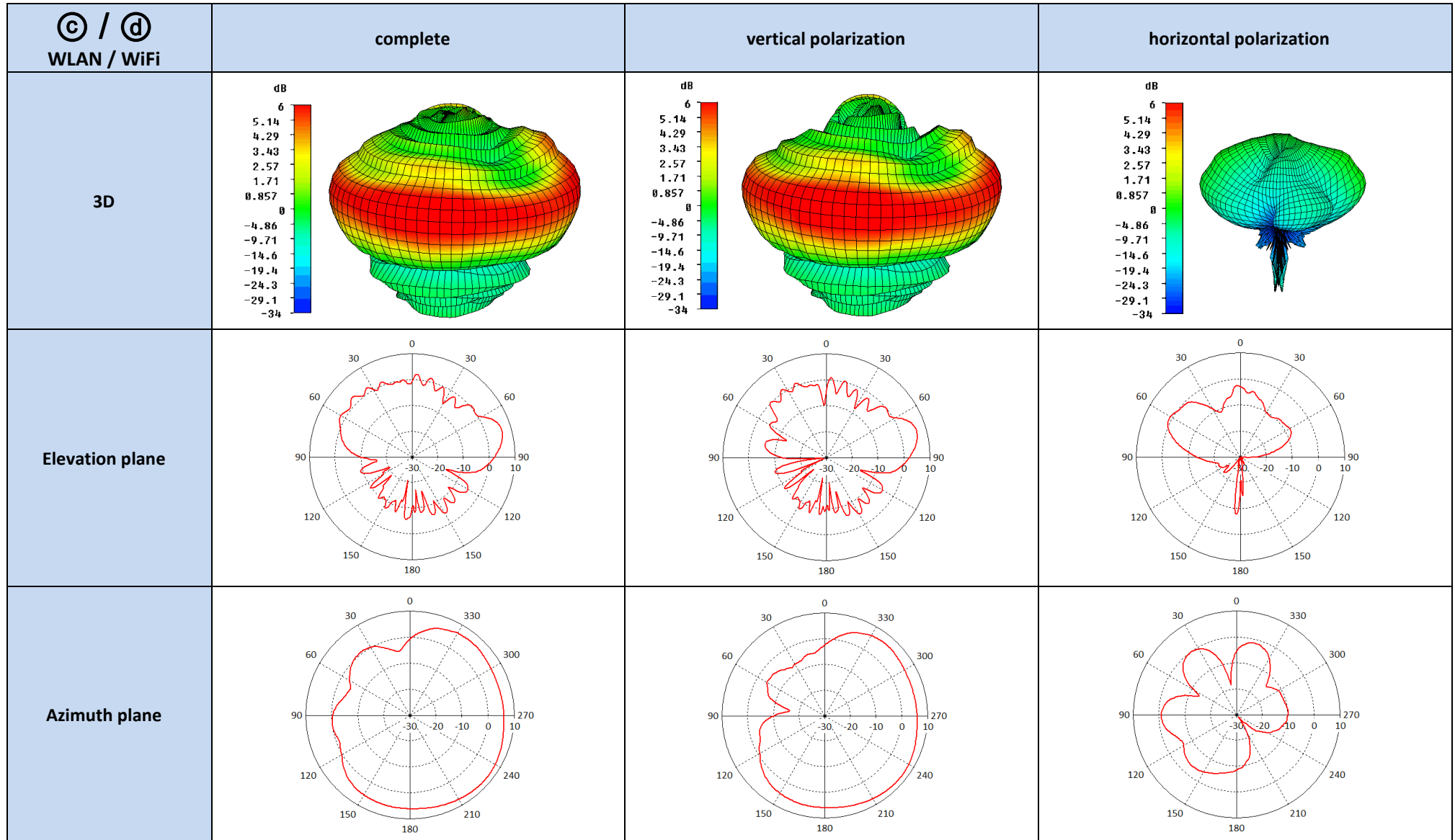
- Bahnantenne / Train Antenna -



100-58-10-02.53

LTE 700 (MIMO) - GSM-R - GSM 1800 - UMTS - LTE 2600 (MIMO) - WLAN 2.4/5.8 (MIMO) - GPS - GLONASS - Galileo - BeiDou

Ⓐ / Ⓑ GSM-R/UMTS/LTE	complete	vertical polarization	horizontal polarization
3D	 <p>dB scale: 5, 4.29, 3.57, 2.86, 2.14, 1.43, 0.714, 0, -5, -10, -15, -20, -25, -30, -35</p>	 <p>dB scale: 5, 4.29, 3.57, 2.86, 2.14, 1.43, 0.714, 0, -5, -10, -15, -20, -25, -30, -35</p>	 <p>dB scale: 5, 4.29, 3.57, 2.86, 2.14, 1.43, 0.714, 0, -5, -10, -15, -20, -25, -30, -35</p>
Elevation plane			
Azimuth plane			



ANTONICS-ICP GmbH•Ameisenweg 5•16727 Velten
 Telefon +49 3304 25 42 04•Telefax +49 3304 25 43 48•HRB 7807NP, Neuruppin
 Internet: <http://www.antonics.de>•E-Mail: info@antonics.de

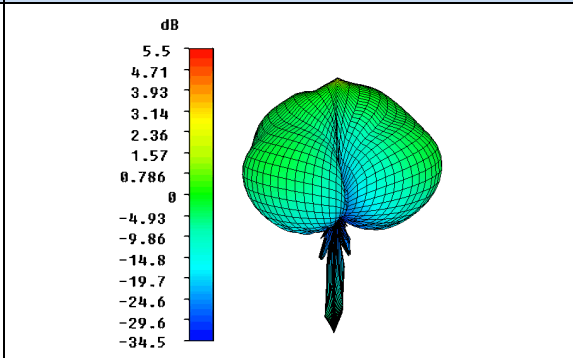
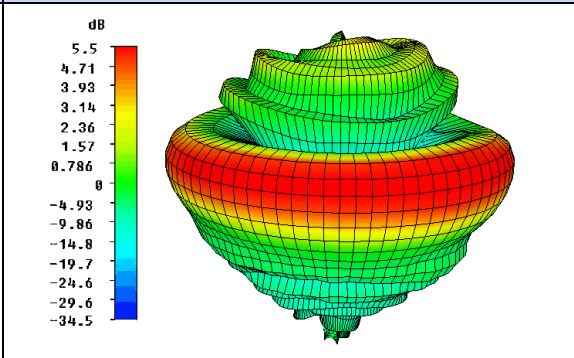
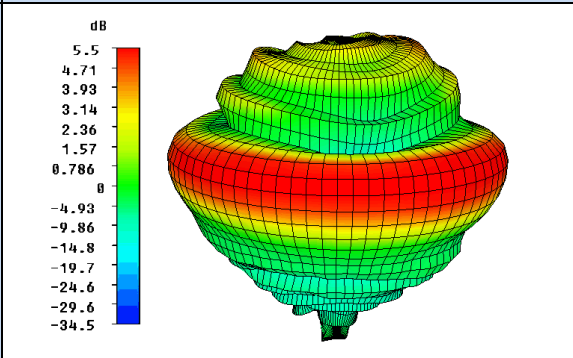

GPS / GLONASS
Galileo / BeiDou

complete

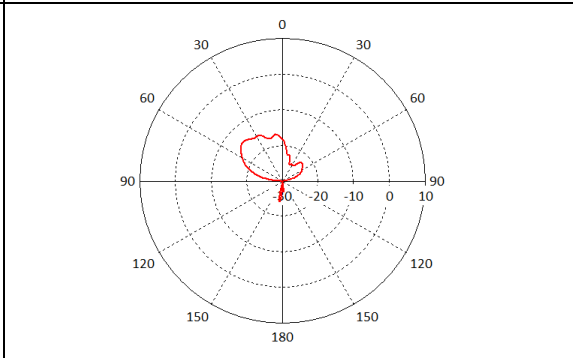
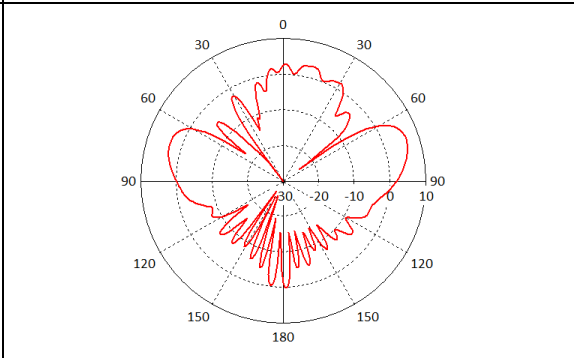
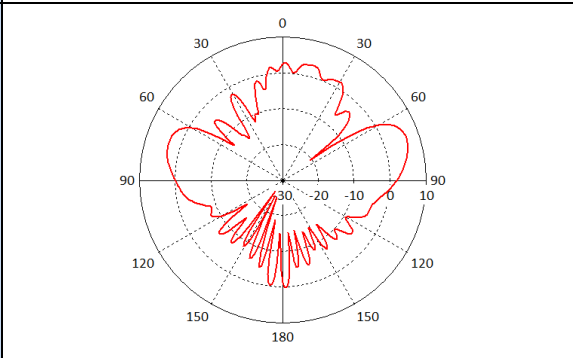
vertical polarization

horizontal polarization

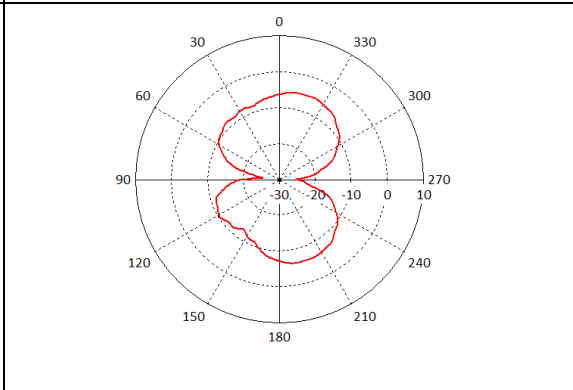
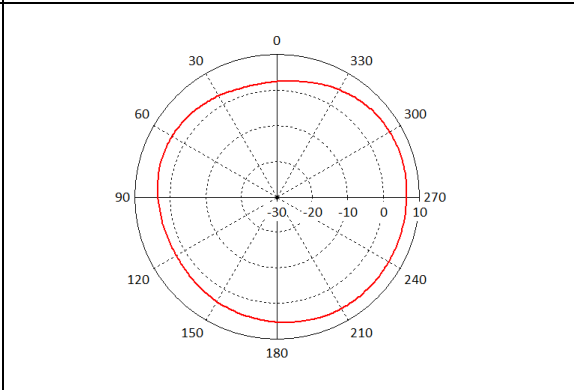
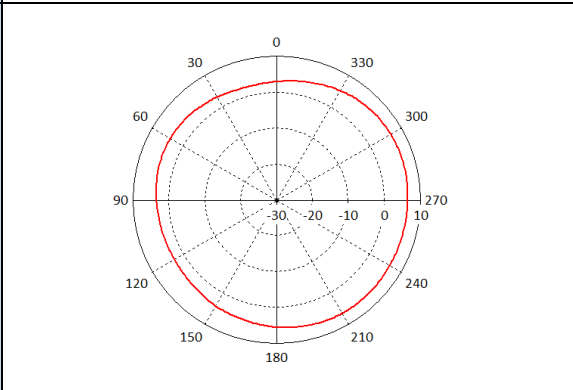
3D



Elevation plane



Azimuth plane



Die vorstehenden Daten wurden mit Standard-Prüfverfahren an definierten Proben erstellt. Die Ergebnisse sind daher als allgemeine Anhaltswerte für Materialeigenschaften anzusehen, nicht als Spezifikationsdaten.
 Sofern nicht ausdrücklich etwas Anderweitiges vereinbart wird, kann keinerlei Garantie für die Eignung des Materials für einen bestimmten Anwendungszweck und keine Verpflichtung oder Haftung für darin enthaltene Anwendungshinweise übernommen werden. Es ist Sache des Käufers, ausreichend zu prüfen, ob sich das Material für seine Zwecke eignet, und das volle Risiko für die Verwendung des Materials zu übernehmen.
 *Der Average gain ist eine spezifische nicht standardisierte Antonics-Angabe des Antennengewinns. Dieser Wert wird an einer Vielzahl von Messpunkten im Bereich der omnidirektionalen Abstrahlung und dient als Harmonisierung der Gewinnangaben für die omnidirektionale Strahlungsebene von Antennen. Alle anderen Gewinnangaben beziehen sich auf IEEE Standard Definitions of Terms for Antenna 145-1993.

The above data were generated using standard test procedures on defined specimens. The results are therefore as a general reference for material properties regarded, not as a specification data.
 Unless expressly otherwise agreed, no guarantee regarding the suitability of the material for a particular application and no obligation or liability for the information contained therein application can be accepted. It is up to the buyer to adequately consider whether the material is suitable for their purposes, and to assume the entire risk of the use of the material.

*The Average gain is a specific not standardized Antonics declaration of antenna gain. This value is measured at several points in the area of omnidirectional radiation and serves as harmonization of the gain declaration for the omnidirectional radiation plane. All other declarations of gain refer to the IEEE Standard Definitions of Terms for Antennas 145-1993.